

Overview of assets module

Assets

[New asset](#)

Create new asset

Use the filter to list the assets

Assets

The assets module manages assets:
 - list;
 - amortization schedule;

(it requires the finance module)

Filter

Company: My Company Ltd Category: Any Not amortized

[Export](#)
[QR codes](#)

Export in excel format
 Print list of QR codes

ID	Name	Category	Registered	Quantity		
1	Office chair	Furniture and Fixtures	My Company Ltd	1		View ▼
3	Laser printer	Computer & Office Equipt cost	My Company Ltd	1		View ▼
4	Delivery truck	Vehicles	My Company Ltd	1		View ▼
8	Modular cubicle	Furniture and Fixtures	My Company Ltd	1		View ▼
9	Computer	Computer & Office Equipt cost	My Company Ltd	1		View ▼

menu

Assets details

Print QR code

Edit data

Manage amortization

Delete asset

View ▲

QRcode

Edit

Amortization

Delete

New asset

[List](#)

Registered under *

My Company Ltd

Assets are linked to company

Name

Computer

Brand

BestOne

Reference

ZT8002

Quantity

1

2018 Edition BestOne CloudBook 11.6 Inch Laptop
Dual core processor, 2GB RAM

If HR module is available, asset can be assigned to employee

▼ HR link

Allocation

12 | Amelia

Allow global allocation

Journal asset reference (fixed assets)

Category *

11810 - Computer & Office Equipt cost

Currency

USD

Value

400.00

Date of purchase *

08 / 08 / 2018

Attach an image and a document (ie invoice or warranty)

▼ Attachments

Upload picture

Browse... No file selected.

Upload attachment

Browse... No file selected.

Next

- view list
- set amortization

Save

Assets

New

Once created, an asset can be edited or deleted. However some data cannot be changed or deleted if amortization is recorded

9	Computer	Computer & Office Equip cost	My Company Ltd	1		View 
---	----------	------------------------------	----------------	---	---	--

Newly created asset

Click for details

Assets

Data Edit Delete

Click to edit data or delete

Print asset data in Pdf

[Print in Pdf](#)

ID: 9




Registered under:	My Company Ltd
Asset name:	Computer
Asset brand:	BestOne
Asset reference:	
Asset quantity:	1
Description:	2016 Edition BestOne 100 Cloudbook 11.6-inch Laptop, Dual-Core Processor, 2GB RAM, 16GB SSD, 100GB
Asset category:	11810 Computer & Office Equip cost
Asset value:	500 USD
Purchase date:	2016-02-08
Amortization rate:	
Amortization value:	
Amortization per year:	
Amortization status:	
Allocated:	11 Augustine

Link to HR

Assets

Pdf view

LOGO



ID: 9

Registered under: My Company Ltd

Asset name: Computer

BestOne

2016 Edition BestOne 100 Cloudbook 11.6-inch Laptop,Dual-Core Processor, 2GB RAM, 16GB SSD, 100GB

11810 Computer & Office Equipt cost

500 USD

2016-02-08


Amortization rate:

Amortization value:

Amortization per year:

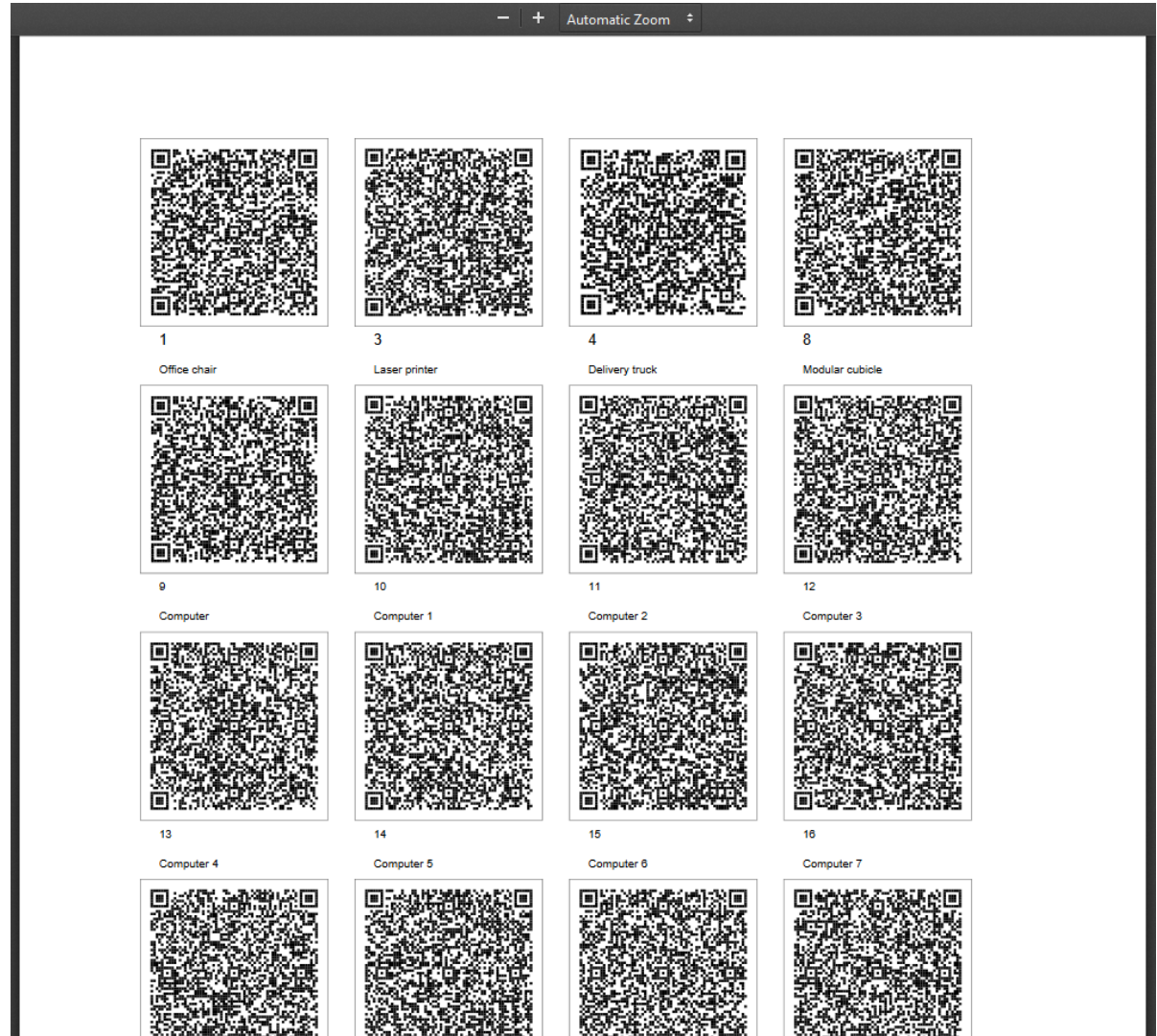
Amortization status:

Allocation: 11 | Augustine



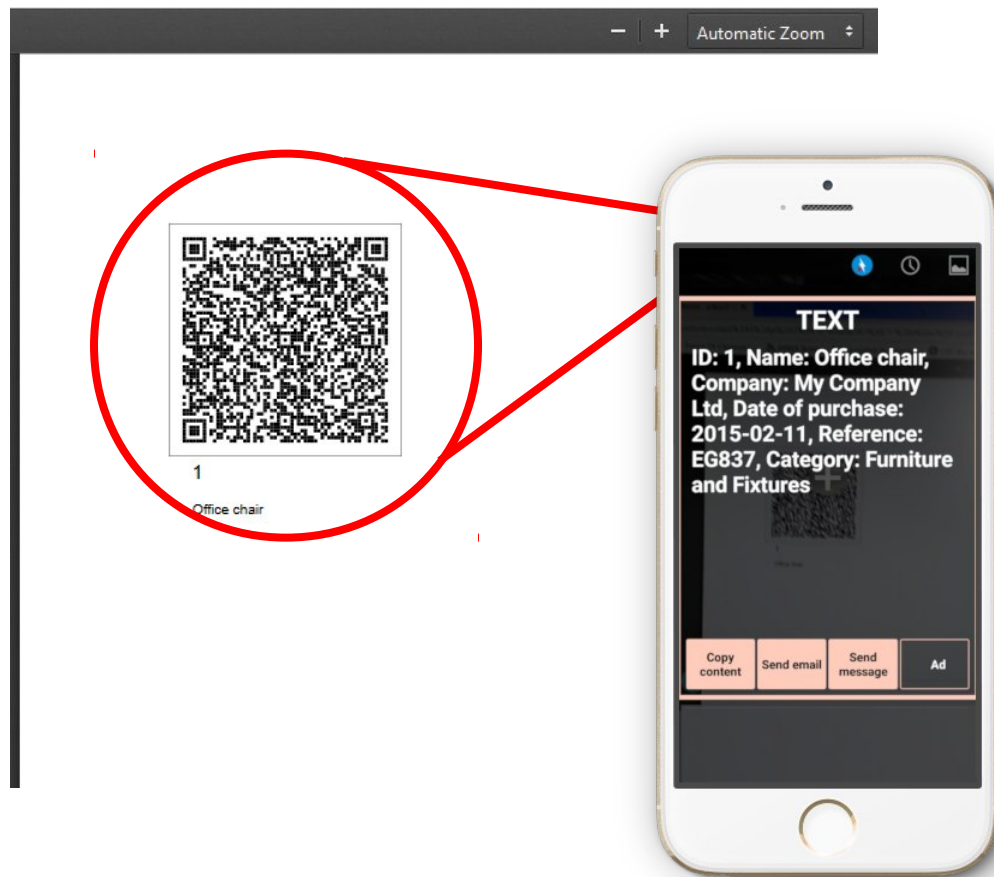
Assets

QR codes print list in Pdf format



Assets

QR codes per item



Assets

Amortization

To set amortization schedule you need to enter the depreciation parameters.

Amortization

[List](#)

My Company Ltd

Computer (Z8000)

500.00 USD

date of purchase: 2016-02-08

Not amortized (11810)

Amortization method

Straight line

Depreciation method or formula

Amortization term unit

Year

Terms unit: in number of years or number of months

Amortization term (No. of years or months)

3

Term value (i.e 3 - years)

Amortization salvage value

100

The residual value of asset if any after amortization

▼ Schedule

Calculate

Save

Click calculate to view the amortization schedule With selected parameters

Assets

Amortization

The calculated schedule of amortization

Date of depreciation record as per accounts closing date.

Value to record

Record status in journal

▼ Schedule

Date	Value	Status	Action
2016-06-30	56.00	No record	
2017-06-30	133.00	No record	
2018-06-30	133.00	No record	
2019-06-30	78.00	No record	
Records: 4		400.00	

Calculate

Save

Click 'Save' to validate this schedule

Assets

Amortization

The saved schedule of amortization

Once saved, the schedule can be recorded in accounts.

You can change the schedule until the first record is registered in journal.

▼ Schedule

Date	Value	Status	Action
2016-06-30	56.00	No record	<div style="border: 1px solid black; background-color: yellow; padding: 5px;"> Click to record this depreciation in accounts </div> Record
2017-06-30	133.00	No record	
2018-06-30	133.00	No record	
2019-06-30	78.00	No record	
Records: 4		400.00	

Calculate new schedule until the first depreciation is recorded in journal

Assets

Record of scheduled depreciation

Amortization record

[Schedule](#)

My Company Ltd

Asset detail

Computer - Z8000

Currency

Currency: Exchange rate:

record date * Date of record

Debit account	Debit	Credit	Credit account	Record description
64001 - Asset de	56.00	56.00	11900 - Deprecia	Depreciation (schedule 1) Compt
USD	0.00	0.00		

Save

P&L account

BS account

68	64001 Asset depreciation	My Company Ltd	2016-06-30	56.00 USD	56.00 USD	upload	Edit
----	--------------------------	----------------	------------	-----------	-----------	------------------------	----------------------

Once saved, the record will appear in the expenses list and journal.

68 - Depreciation (schedule 1) Computer, Z8000			
2016-06-30			
712	64001 Asset depreciation		56.00
713	11900 Depreciation of equipment		56.00
Total USD			56.00

Assets

Record of scheduled depreciation

Schedule			
Date	Value	References of recorded depreciation	Action
2016-06-30	56.00	expense: 68 journal: 712 713	
2017-06-30	133.00	No record	Record
2018-06-30	133.00	No record	
2019-06-30	78.00	No record	
Records: 4	400.00		

Amortization already recorded in journal. The schedule cannot be changed

Schedule editing is disabled

Record moved to next scheduled depreciation



AREA
Systems

AK